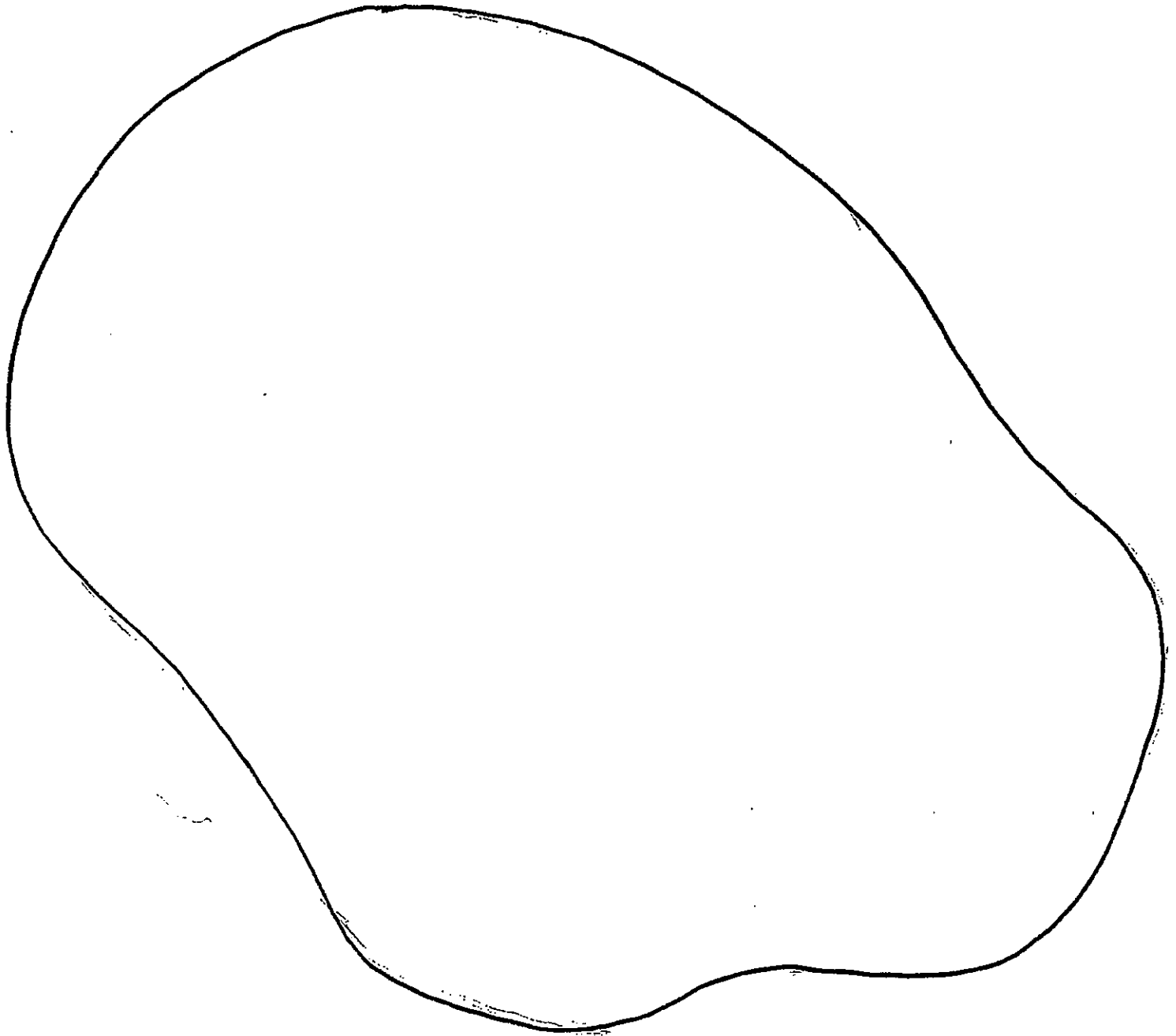


MAKE IT REAL! ...at LongHouse Reserve!

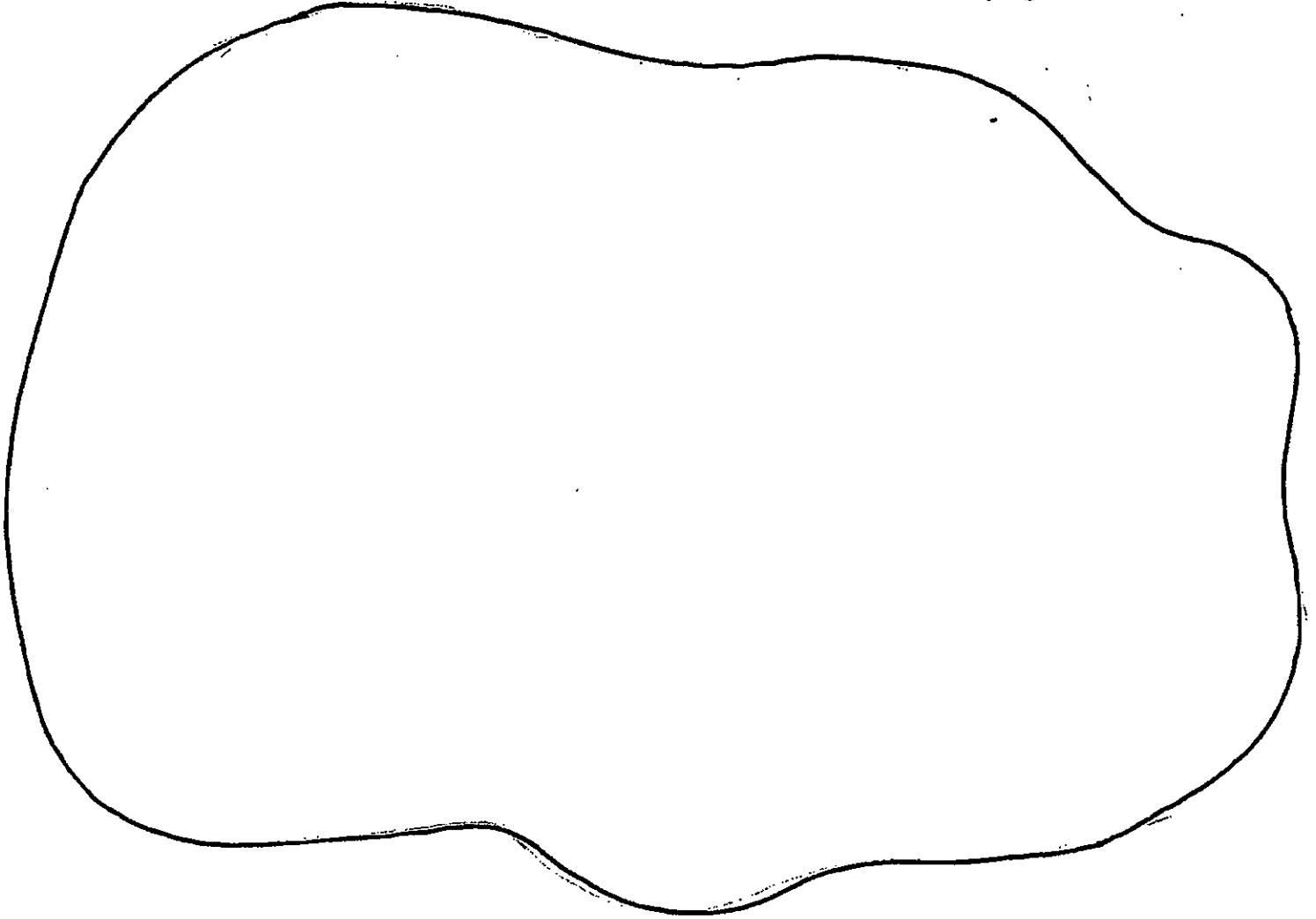
Look at the peaceful pond. Draw and color what you see.



My name is _____.

MAKE IT REAL! ...at LongHouse Reserve

Look at the peaceful pond. How do you think the pond will look in another season? Use the sketch below and add your ideas...plants, animals, sculptures... be sure to write the name of your season at the bottom of the page.




My pond's season is _____.

My name is _____.

Today's date is _____.

MAKE IT REAL! ...at LongHouse Reserve

At the Fly's Eye Dome, stand, sit, or kneel at one of the circles to find an interesting or beautiful view. Then draw/sketch what you see through that **one** circular space...being sure to include as much detail as possible.



Artist's name _____ Date _____

MAKE IT REAL! ... at LongHouse Reserve

We hear that you're coming to LongHouse for your first time. Welcome! What have you heard about it? _____

Now that you're here, what do you like about it? _____

Sketch your favorite sculpture(s) and label. You can use the back of this paper.

What would you like to find out more about? Why? _____

Your name: _____ Date: _____

MAKE IT REAL! ... at LongHouse Reserve

We hear that you're coming back to visit LongHouse. What do you remember? (Be specific) _____

Now that you're here, is it just as you remembered? _____
What's new? _____

Why do you think certain sculptures are no longer here? _____

What piece(s) do you miss? _____

Sketch your favorite new piece and write the sculptor's name.

Your name:

Date:

Make it Real! ...at LongHouse Reserve

Be an explorer today! With a partner, **use your compass and map** to get to different places here at LongHouse. From your space, how many different directions must you go to get to:

Example: Peter's Pond? N to NE to W to S....4 ways.

the Fly's Eye Dome? _____

Peter's Pond? _____

the Dry River? _____

the Council Ring? _____

the Chess Set? _____

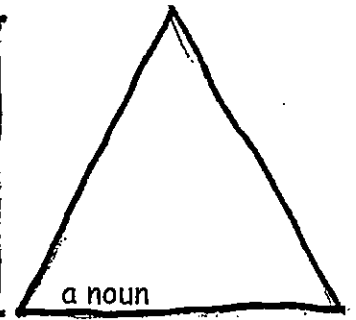

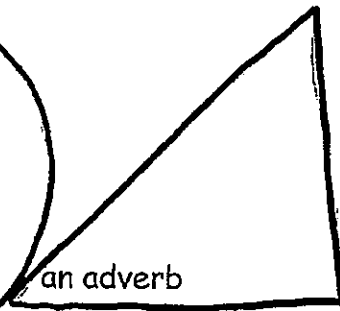
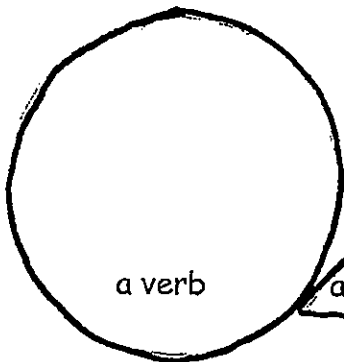
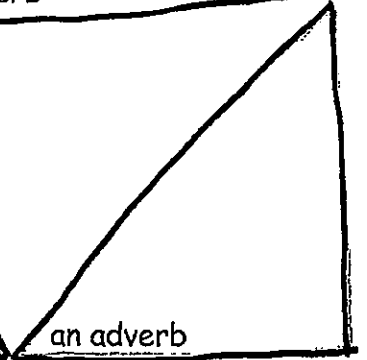
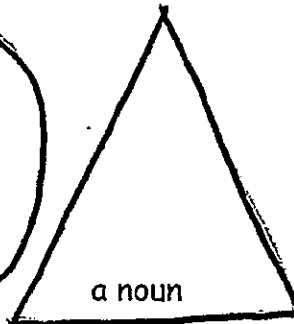
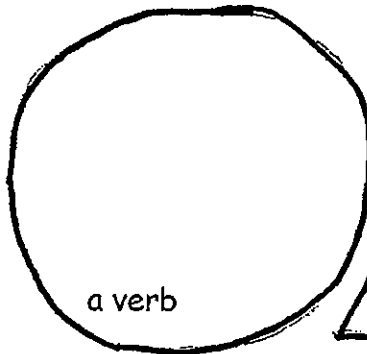
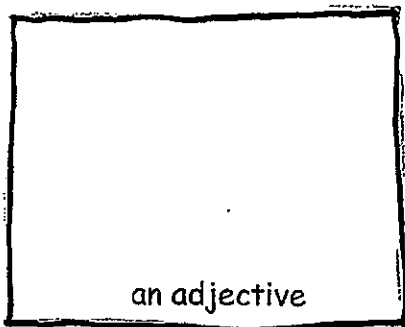
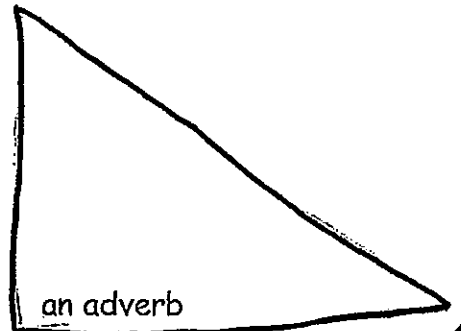

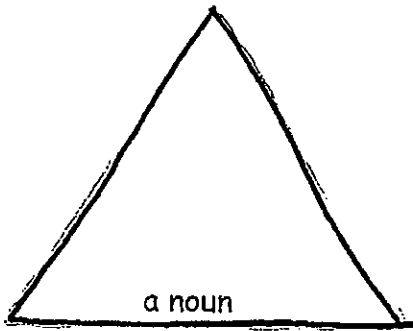
To the Elephant? _____

Names of Explorers: _____ and

_____ Date: _____

MAKE IT REAL! ...at LongHouse Reserve

What words come to mind when you walk around and discover Longhouse? In each shape below write a different word that describes your experience here at LH.



Use the back of this paper to create a beautiful poem or descriptive phrases/paragraph using the words you have written.

Name:

Date:

MAKE IT REAL! ...at LongHouse Reserve

Choose a piece of sculpture that you like a lot at LH. Think about why it appeals to you. Is it the materials with which it's made, its shape, size, texture, color, or perhaps do you like where it was placed surrounded by natural things (grasses, flowers, dunes, pond, trees, bamboo, etc)?

Sketch a design of a "sculpture" that YOU might like to see here at LH.

Explain why you think this sculpture would be a good addition.

Draw what you'd like to see growing around it and where it might be placed.

Space below: design your sketch. **Back of sheet:** explanation

Name of artist:

Name of piece:

Date created:

MAKE IT REAL! ... at LongHouse Reserve

People look at sculpture from different perspectives—from far away to very close up, from side to side, from front to back.

Pick out a sculpture that you particularly like. Discover it from as many perspectives as you can. What do you see? How does it change? How do you think the artist intended you to see it? Why?

Share your thoughts:

Sketch the sculpture:

Name of sculpture: _____

Name of sculptor: _____

Name: _____

Date: _____